







| Progress of rainfall as on 22-July-2022 in different meteorological sub-divisions of India (Departure from normal in %) |                        |                        |           |           |           |           |           |           |           |           |           | 01-Jun to 22-Jul 2022 (mm) |      |      |            |
|---|------------------------|------------------------|-----------|-----------|-----------|-----------|-----------|-----------|-----------|-----------|-----------|----------------------------|------|------|------------|
| Sl No   | Region                 | Sub Division           | 01-Jun-22 | 15-Jun-22 | 01-Jul-22 | 07-Jul-22 | 14-Jul-22 | 18-Jul-22 | 19-Jul-22 | 20-Jul-22 | 21-Jul-22 | 22-Jul-22                  | ACT  | NOR  | Def / Surp |
| 1   | East & Northeast India | Arunachal Pradesh      | -56       | 14        | 32        | 15        | -1        | -8        | -2        | 0         | 0         | 0                          | 844  | 848  | -4         |
| 2   |                        | Assam & Meghalaya      | -43       | 74        | 73        | 47        | 27        | 20        | 19        | 18        | 17        | 16                         | 1041 | 896  | 145        |
| 3   |                        | Nag-Man-Miz-Tri        | -46       | -39       | -21       | -17       | -21       | -25       | -26       | -27       | -27       | -27                        | 440  | 605  | -165       |
| 4   |                        | Sub Him WB & Sikkim    | -52       | 48        | 59        | 31        | 9         | 2         | 2         | 1         | 2         | 1                          | 902  | 891  | 11         |
| 5   |                        | Gangetic West Bengal   | 26        | -42       | -48       | -46       | -45       | -45       | -46       | -48       | -49       | -50                        | 246  | 491  | -245       |
| 6   |                        | Jharkhand              | -58       | -65       | -48       | -43       | -49       | -49       | -50       | -51       | -51       | -51                        | 202  | 415  | -213       |
| 7   |                        | Bihar                  | -73       | -29       | 1         | -20       | -40       | -47       | -49       | -49       | -47       | -45                        | 228  | 414  | -186       |
| 8   | Northwest India        | East Uttar Pradesh     | -100      | -98       | -47       | -55       | -67       | -71       | -72       | -72       | -65       | -61                        | 122  | 312  | -190       |
| 9   |                        | West Uttar Pradesh     | -100      | -100      | -46       | -50       | -56       | -56       | -58       | -59       | -53       | -52                        | 116  | 244  | -128       |
| 10  |                        | Uttarakhand            | -97       | -79       | -29       | -18       | -10       | -18       | -18       | -16       | -17       | -17                        | 389  | 466  | -77        |
| 11  |                        | Haryana-Chd- Delhi     | -92       | -98       | 17        | 2         | -8        | 4         | 1         | -1        | 12        | 16                         | 189  | 163  | 26         |
| 12  |                        | Punjab                 | -100      | -99       | 3         | -6        | -19       | 3         | -1        | 0         | 23        | 24                         | 209  | 168  | 40         |
| 13  |                        | Himachal Pradesh       | -73       | -92       | -28       | -13       | -7        | -5        | -7        | -6        | -7        | -9                         | 249  | 275  | -26        |
| 14  |                        | Jammu & Kashmir        | -50       | -70       | 49        | 31        | 7         | 10        | 7         | 8         | 15        | 14                         | 226  | 198  | 27         |
| 15  |                        | West Rajasthan         | -100      | -43       | 32        | 67        | 71        | 84        | 80        | 79        | 76        | 71                         | 188  | 110  | 78         |
| 16  | East Rajasthan         | -100                   | -53       | 4         | 26        | 26        | 29        | 34        | 35        | 37        | 33        | 300                        | 226  | 74   |            |
| 17  | Central India          | Odisha                 | -70       | -72       | -37       | -22       | -1        | 8         | 6         | 4         | 1         | 0                          | 447  | 449  | -2         |
| 18  |                        | West Madhya Pradesh    | -100      | -65       | -15       | 6         | 36        | 43        | 49        | 47        | 47        | 43                         | 447  | 313  | 134        |
| 19  |                        | East Madhya Pradesh    | -100      | -91       | -15       | -8        | -6        | -1        | -4        | -7        | -7        | -8                         | 363  | 393  | -30        |
| 20  |                        | Gujarat Region         | -100      | -57       | -45       | -20       | 60        | 56        | 55        | 56        | 54        | 50                         | 540  | 359  | 181        |
| 21  |                        | Saurashtra & Kutch     | -100      | -46       | -51       | 3         | 118       | 96        | 90        | 87        | 83        | 79                         | 409  | 228  | 180        |
| 22  |                        | Konkan & Goa           | -88       | -58       | -18       | 11        | 32        | 29        | 27        | 26        | 24        | 22                         | 1766 | 1447 | 320        |
| 23  |                        | Madhya Maharashtra     | -50       | -56       | -39       | -19       | 41        | 44        | 46        | 44        | 42        | 40                         | 438  | 314  | 124        |
| 24  |                        | Marathwada             | 41        | -31       | 7         | 14        | 87        | 82        | 82        | 79        | 78        | 73                         | 431  | 248  | 182        |
| 25  |                        | Vidarbha               | -85       | -71       | -37       | -9        | 44        | 57        | 58        | 54        | 51        | 48                         | 582  | 393  | 189        |
| 26  |                        | Chhattisgarh           | -90       | -81       | -27       | -13       | 9         | 15        | 12        | 10        | 7         | 5                          | 475  | 451  | 24         |
| 27  | South Peninsula        | A & N Island           | -52       | -32       | -31       | -14       | -1        | 4         | 4         | 6         | 9         | 8                          | 742  | 687  | 54         |
| 28  |                        | Coastal Andhra Pradesh | -100      | -49       | -2        | 10        | 27        | 27        | 25        | 23        | 21        | 24                         | 271  | 219  | 52         |
| 29  |                        | Telangana              | 80        | -40       | 10        | 38        | 137       | 126       | 123       | 118       | 115       | 111                        | 584  | 277  | 307        |
| 30  |                        | Rayalaseema            | 9         | 26        | 47        | 41        | 29        | 20        | 20        | 17        | 17        | 15                         | 156  | 135  | 21         |
| 31  |                        | Tamil Nadu & Puduchery | 88        | -1        | 60        | 53        | 48        | 46        | 44        | 45        | 46        | 62                         | 158  | 98   | 61         |
| 32  |                        | Coastal Karnataka      | -14       | -59       | -22       | 7         | 29        | 33        | 30        | 27        | 25        | 23                         | 2029 | 1652 | 377        |
| 33  |                        | Karnataka (N Interior) | 64        | -21       | -10       | 8         | 36        | 37        | 35        | 32        | 30        | 28                         | 236  | 185  | 51         |
| 34  |                        | Karnataka (S Interior) | -29       | -13       | -7        | 21        | 46        | 50        | 48        | 45        | 44        | 42                         | 412  | 291  | 121        |
| 35  |                        | Kerala                 | 46        | -60       | -48       | -33       | -21       | -15       | -16       | -17       | -18       | -19                        | 910  | 1124 | -214       |
| 36  | Lakshadweep            | -64                    | -21       | 9         | 26        | 15        | 10        | 12        | 11        | 14        | 13        | 623                        | 552  | 72   |            |

**LEGEND**

|   |                                |   |   |
|---|--------------------------------|---|---|
|  | Large Excess [+60% above]      | ▪ | While the Central India (+26%) and South Peninsula (+33%) have received 'Excess' rainfall, East & North East India and North West India have received deficit rainfall of -14% and -5%, respectively. |
|  | Excess [+20% to +59%]          |   |   |
|  | Normal [+19% to -19%]          |   |   |
|  | Deficient [-20% to -59%]       |   |   |
|  | Large Deficient [-60% to -99%] | ▪ | The rainfall status of Tamilnadu & Puduchery has changed from 'Excess' to 'Large Excess'  |
|  | No Rain [-100%]                |   |   |

**Percentage departure of cumulative rainfall as on 22-July-2022 over four homogeneous regions of the country**

|                         |      |                 |     |                    |     |
|-------------------------|------|-----------------|-----|--------------------|-----|
| East & North East India | -14% | Central India   | 26% | Country as a whole | 10% |
| North West India        | -5%  | South Peninsula | 33% |                    |     |

**Number of districts and percent area with different categories of cumulative rainfall in different states of India during 01 Jun - 22 Jul 2022**

| State/UT                             | LE             | E              | N              | D              | LD            | NR          |
|--------------------------------------|----------------|----------------|----------------|----------------|---------------|-------------|
| ANDAMAN & NICOBAR ISLANDS            | 0              | 1              | 2              | 0              | 0             | 0           |
| ANDHRA PRADESH                       | 1              | 6              | 6              | 0              | 0             | 0           |
| ARUNACHAL PRADESH                    | 0              | 4              | 9              | 3              | 0             | 0           |
| ASSAM                                | 0              | 12             | 11             | 4              | 0             | 0           |
| BIHAR                                | 0              | 0              | 3              | 21             | 14            | 0           |
| CHANDIGARH                           | 0              | 1              | 0              | 0              | 0             | 0           |
| CHHATTISGARH                         | 1              | 9              | 9              | 6              | 2             | 0           |
| DADRA & NAGAR HAVELI AND DAMAN & DIU | 3              | 0              | 0              | 0              | 0             | 0           |
| DELHI                                | 1              | 1              | 3              | 4              | 0             | 0           |
| GOA                                  | 0              | 1              | 1              | 0              | 0             | 0           |
| GUJARAT                              | 10             | 14             | 7              | 2              | 0             | 0           |
| HARYANA                              | 5              | 6              | 6              | 5              | 0             | 0           |
| HIMACHAL PRADESH                     | 0              | 4              | 4              | 3              | 1             | 0           |
| JAMMU & KASHMIR                      | 6              | 6              | 4              | 4              | 0             | 0           |
| JHARKHAND                            | 0              | 0              | 2              | 11             | 11            | 0           |
| KARNATAKA                            | 10             | 10             | 10             | 0              | 0             | 0           |
| KERALA                               | 0              | 0              | 6              | 8              | 0             | 0           |
| LADAKH                               | 1              | 0              | 0              | 1              | 0             | 0           |
| LAKSHADWEEP                          | 0              | 0              | 1              | 0              | 0             | 0           |
| MADHYA PRADESH                       | 11             | 12             | 16             | 12             | 1             | 0           |
| MAHARASHTRA                          | 11             | 16             | 8              | 1              | 0             | 0           |
| MANIPUR                              | 0              | 0              | 3              | 6              | 0             | 0           |
| MEGHALAYA                            | 2              | 2              | 4              | 3              | 0             | 0           |
| MIZORAM                              | 0              | 1              | 3              | 4              | 0             | 0           |
| NAGALAND                             | 0              | 2              | 5              | 4              | 0             | 0           |
| ORISSA                               | 0              | 4              | 24             | 2              | 0             | 0           |
| PONDICHERRY                          | 1              | 1              | 1              | 0              | 1             | 0           |
| PUNJAB                               | 5              | 5              | 9              | 3              | 0             | 0           |
| RAJASTHAN                            | 8              | 15             | 10             | 0              | 0             | 0           |
| SIKKIM                               | 0              | 0              | 3              | 1              | 0             | 0           |
| TAMIL NADU                           | 17             | 8              | 8              | 3              | 2             | 0           |
| TELANGANA                            | 22             | 10             | 1              | 0              | 0             | 0           |
| TRIPURA                              | 0              | 0              | 3              | 5              | 0             | 0           |
| UTTAR PRADESH                        | 0              | 0              | 5              | 28             | 42            | 0           |
| UTTARAKHAND                          | 2              | 0              | 3              | 6              | 2             | 0           |
| WEST BENGAL                          | 0              | 1              | 2              | 12             | 4             | 0           |
| <b>Grand Total</b>                   | <b>117(17)</b> | <b>152(22)</b> | <b>192(27)</b> | <b>162(23)</b> | <b>80(11)</b> | <b>0(0)</b> |

*\* value indicates number of districts and value in bracket indicates the percent area*

Large Excess : +60% and above  
 Excess : +20% to +59%  
 Normal : +19% to -19%  
 Deficient : -20% to -59%  
 Large Deficient : -60% to -99%  
 No Rain : -100%